



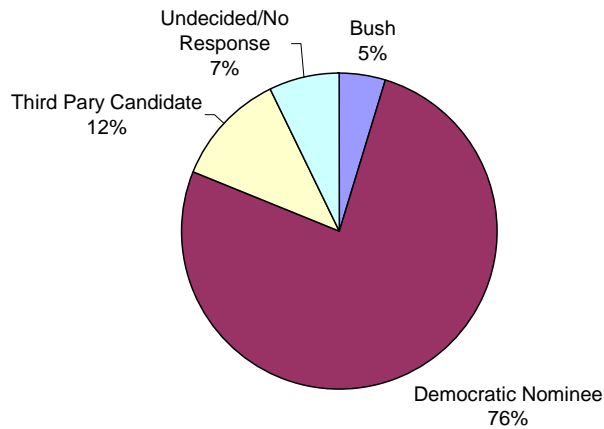
Gay Pride Survey: 2004 Presidential Election

NGLTF Gay Pride Survey

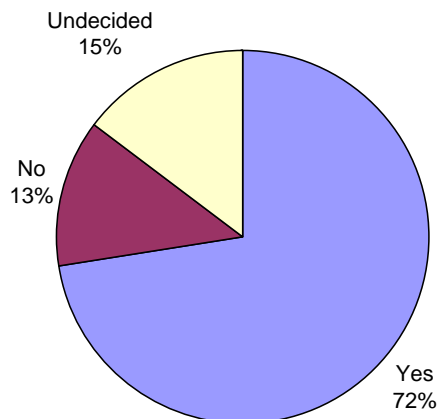
New York, Los Angeles, Washington DC
June 2003

(N=1,471)

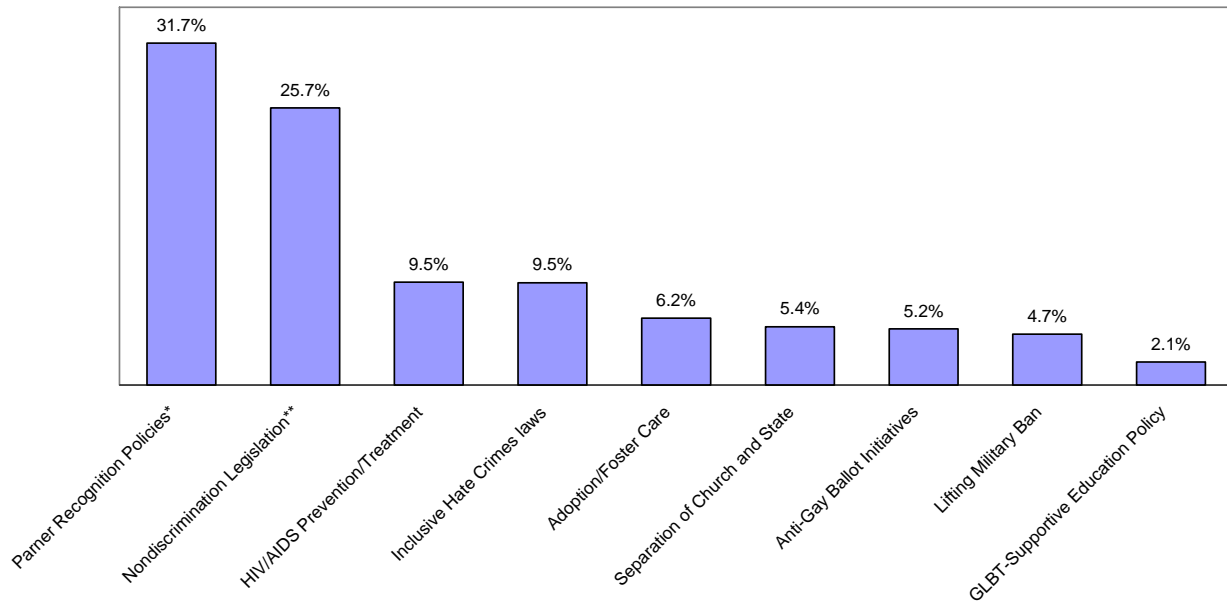
In the 2004 Presidential election, who are you planning to support? (N=1,471)



Do you plan to vote in the Democratic Primary?
(N=1,441)



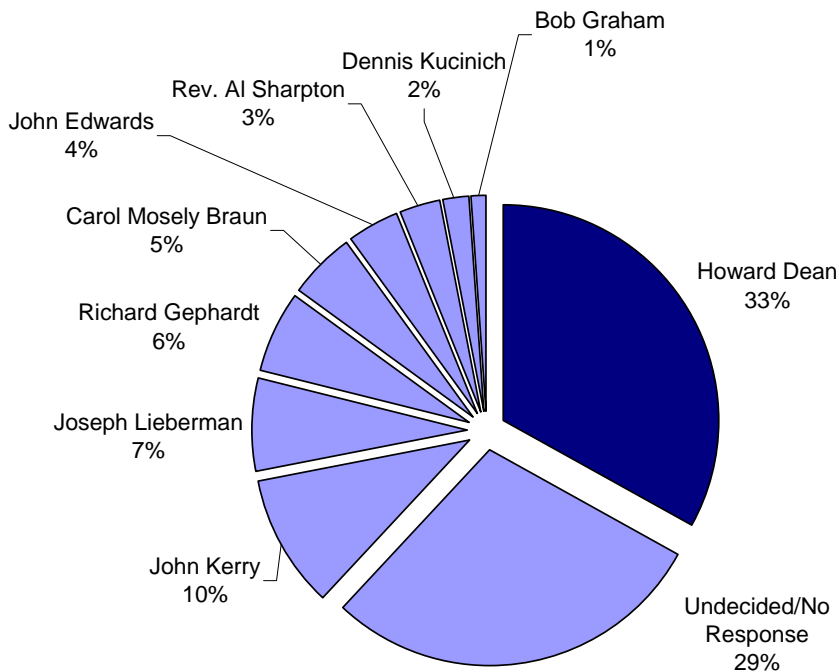
In your opinion, what are the three most important issues facing the GLBT community? (N=1,362)



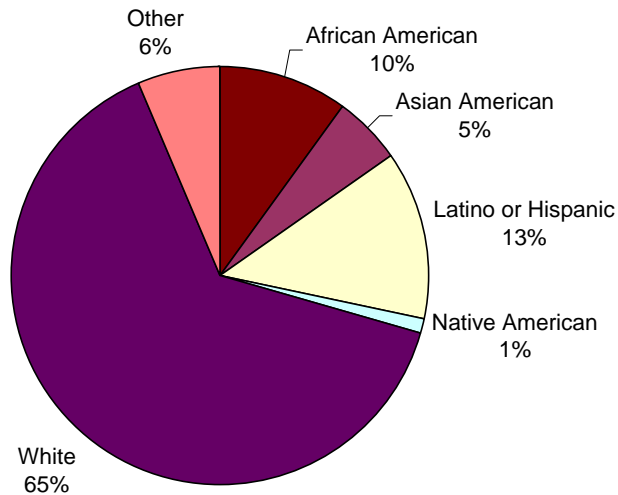
* 20% prioritized marriage/domestic partnership/civil unions; 8.6% Social Security survivor and spousal benefits; and 3.0% immigration rights.

** 21.4% prioritized sexual orientation nondiscrimination laws, and 3% prioritized gender identity nondiscrimination laws.

If you plan to vote in the Democratic Primary, who are you leaning toward supporting? (N=1,044)



Racial/Ethnic Diversity (N=1,448)



Survey Notes

This survey was conducted during three Gay Pride celebrations, in June 2003, in New York City, Los Angeles, and Washington, DC. There were 784 respondents from the New York City Pride, 290 from the Los Angeles Pride, and 397 from the Washington, DC Pride. The total number of respondents to our random survey was 1,471. **Since some respondents did not answer all the questions, the total number of responses (N) for each question varies.** Participation in the survey was voluntary and responses were confidential.

Acknowledgements

Three City Survey Coordination
Austin Rooke

Data Analysis and Graphs
Roddrick Colvin

Special thanks to our interns and temporary staff for data entry!
Michelle Agostini
Tiffany Haynes
Andrew Miller
Bernard Schlotfeldt

Copyright © the National Gay and Lesbian Task Force, July 2003.